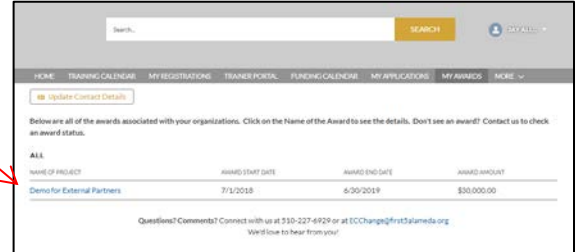
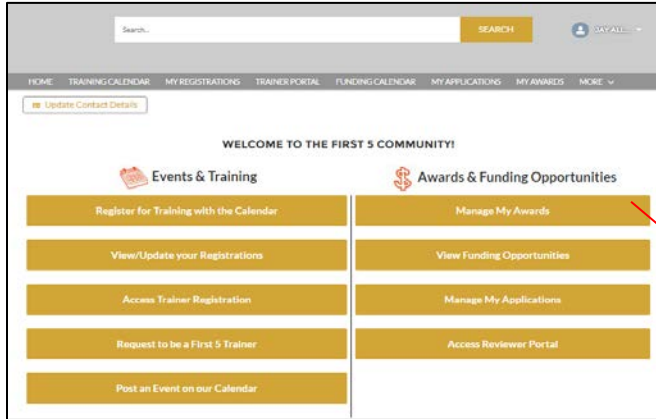


CHARTS AND REPORTS

Charts and reports are available in HIGH5 for each First 5 Alameda County Award. To view them, login to HIGH5 and use the **Manage My Awards** button to select an award.

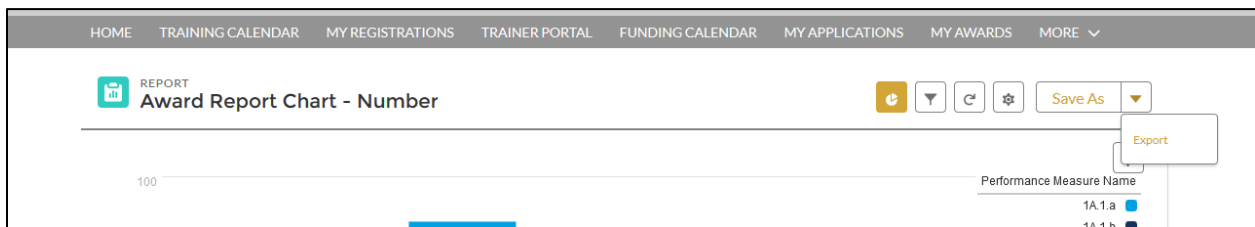
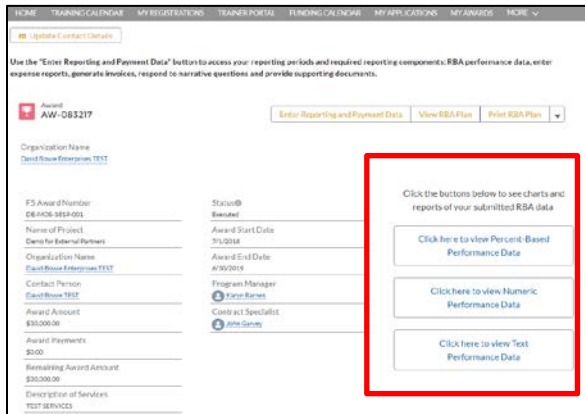


Any performance data that you enter into your RBA Plan for this award is available in a chart and report form using the three buttons on your award landing page.

Each report will show information for all reporting periods associated with that award and provide a cumulative total.

Select the **appropriate performance measure button** to run report :

- **Numbers** (Numeric Performance Data)
- **Percentages** (Percent-Based Performance Data)
- **Narrative responses** (Text Performance Data)



You can print a report for each performance measure type (numbers, percentages and narrative responses) by clicking **Export** button on the chart page. The report will be a formatted excel spreadsheet